

# O'DETTE MORTGAGE GROUP

## ECONOMIC IMPACT STUDY of the Truckee-Tahoe Airport District 2018

Focused Summary Presented by: Teresa O'Dette  
teresa@omglenders.com | 800.404.2129

### Economic Activity


#### Visitation

- 16,300 aircraft boardings
- 38,300 passengers, 87% from California and 13% from outside of the state and international origins

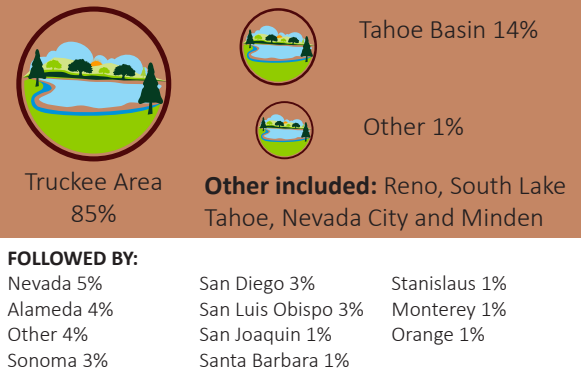
#### Economic Impact

- Visitors account for \$14M annually in property tax revenues.
- Visitors account for \$1.4B in real estate.
- Visitors spend \$30.5M annually in retail, entertainment, lodging, food and beverage.

### Airport Users by County in California



### Visitor Destination




### Estimated Vacation Home Property Valuation

The distribution of 1,000 vacation homes is nearly \$1.6 billion, accounting for 8.7% of the Truckee Tahoe Airport District's (TTAD) total residential property valuation.

Location	Average Residential Property Valuation	Distribution of Vacation Home Ownership	Estimated Vacation Homes by Location	Estimated Total Property Valuation of Vacation Homes
<b>Truckee Area</b>				
Carnelian Bay	\$573,756	1%	9	\$5,328,358
Glenshire	\$344,296	1%	9	\$3,197,409
Incline	\$608,597	18%	176	\$107,386,537
Martis Camp	\$2,727,346	44%	427	\$1,165,103,443
Northstar	\$687,053	14%	139	\$95,707,958
Squaw Valley	\$608,597	6%	56	\$31,615,559
Tahoe Donner	\$470,858	15%	149	\$69,964,206
Truckee	\$1,385,726	1%	9	\$12,868,966
<b>Subtotal Truckee</b>		<b>100%</b>	<b>975</b>	<b>\$1,493,468,414</b>
<b>Tahoe Basin</b>				
Tahoe City	\$831,466	86%	95	\$78,744,316
West Shore	\$564,096	14%	16	\$8,791,106
<b>Subtotal Lake Tahoe</b>		<b>100%</b>	<b>110</b>	<b>\$87,535,422</b>
<b>Total</b>			<b>1,085</b>	<b>\$1,581,003,836</b>

### Rates of Vacation Homeownership by Destination

Slightly more than 80% of visitors surveyed owned a vacation home in the area. Nearly 90% of those in the Truckee Area indicated they owned a vacation home in the area compared to 52% that were vacationing in the Tahoe Basin, and 20% in other areas like Reno, South Lake Tahoe, Nevada City and Minden.



### Estimated Vacation Housing Units Owned by Airport Visitors

Location	Visitors by Area	Visitors	%Visitors with Vacation Homes	Visitors with Vacation Homes	Visits per Year	Person per Visit	Visitors per Travel Party	Est. # of Units
Truckee	85%	34,898	87%	30,207	7	4,315	4.4	975
Tahoe Basin	14%	5,784	52%	2,998	7	427	3.9	110
<b>Total</b>		<b>40,682</b>		<b>33,196</b>		<b>4,742</b>		<b>1,085</b>